



**ATBSO NATIONAL AVERAGE FROM 2024 season**

ATBSO Victoria 23rd June 2024																									
									January 2024 JAF Wyncity	February 3rd 2024 F'ston	March 3rd 2024 Wyncity KP	April 7th 2024 Wyncity	Team Trials 2024	May 19th Frankston 2024	June 23rd Frankston 2024	July 30th Frankston 2023									
No.	Bowler - Last Name	Bowler - First Name	State	Sex	Ent Av e	Event s 2020- 21	Pinfall	Gms	Ave.	Pinfall	Gms	Pinfall	Gms	Pinfall	Gms	Pinfall	Gms	Pinfall	Gms	Pinfall	Gms	Pinfall	Gms	Pinfall	Gms
1	ABSALOM	Roslyn	Vic	F		0	0	0	0.00																
3	ALLEN	Phillip	Vic	M		0	0	0	0.00																
4	<b>ARNEY</b>	<b>Alex</b>	<b>Vic</b>	<b>M</b>		<b>10</b>	<b>16037</b>	<b>88</b>	<b>182.24</b>	1295	8	1443	8	1542	8	1380	8	<b>2912</b>	<b>16</b>	1533	8	1466	8	1475	8
5	ARNOLD	Roy	Vic	M		7	10045	56	179.38	1371	8			1259	8	1401	8					1564	8		
7	AXEN	Rick	Vic	M		0	0	0	0.00																
8	BARKER	Terry	Vic	M		7	10519	56	187.84	1545	8			1403	8	1441	8			1471	8	1494	8	1581	8
9	BATE	Robert	Vic	M		1	1426	8	178.25	1426	8														
10	BEAGLEY	Steve	Vic	M		9	16862	87	193.82			1655	8							1498	8	1535	8	1588	8
11	BELL	Stephen	Vic	M		0	0	0	0.00																
12	BENNEL	Pauline	Vic	F		3	3415	24	142.29			1202	8	1134	8	1079	8								
13	BENSON	Chris	Vic	M		11	17462	88	198.43	1458	8	1711	8	1555	8	1486	8			1583	8	1686	8	1698	8
14	BENSON	Sharon	Vic	F		11	14019	84	166.89	1299	8	1267	8	1276	8	1354	8			1310	8	1402	8	1274	8
15	<b>BILLING</b>	<b>Merv</b>	<b>Vic</b>	<b>M</b>		<b>12</b>	<b>24610</b>	<b>122</b>	<b>201.72</b>	1450	8			1682	8	1723	8	<b>3221</b>	<b>16</b>	1597	8	1608	8	1717	8
16	<b>BOOTH</b>	<b>Lee</b>	<b>Vic</b>	<b>F</b>		<b>14</b>	<b>25422</b>	<b>135</b>	<b>188.31</b>	1363	8	1537	8	1559	8	1477	8	<b>2987</b>	<b>16</b>	1473	8	1539	8	1512	8
17	<b>BOSMA</b>	<b>Jenny</b>	<b>Vic</b>	<b>F</b>		<b>13</b>	<b>20120</b>	<b>126</b>	<b>159.68</b>	1351	8			1237	8	1200	8	<b>2405</b>	<b>16</b>	1146	8	1189	8	1328	8
18	<b>BOSMA</b>	<b>Stan</b>	<b>Vic</b>	<b>M</b>		<b>10</b>	<b>16111</b>	<b>88</b>	<b>183.08</b>	1426	8			1531	8	1379	8	<b>2801</b>	<b>16</b>	1463	8			1401	8
19	BREEN	John	Vic	M		1	1329	8	166.13															1329	8
20	BRIDGES	Brian	Vic	M		6	6718	40	167.95			866	5	527	3									1247	8
21	BRIGHT	Nigel	Vic	M		4	6594	37	178.22											1302	8	1405	8	1514	8
22	BRIZZI	John	Vic	M		6	7578	48	157.88	1253	8			1214	8	1244	8								
23	BROOKS	Simon	Vic	M		0	0	0	0.00																
24	BROWN	Vicki	Vic	F		2	2926	16	182.88											1339	8	1587	8		
25	<b>BULL</b>	<b>Robyn</b>	<b>Vic</b>	<b>F</b>		<b>8</b>	<b>12903</b>	<b>75</b>	<b>172.04</b>	1234	8	1451	8	1361	8	1393	8					1414	8		
26	BURTON	Wayne	Vic	M		7	9325	56	166.52	1357	8	1461	8	1250	8									1450	8
27	BUTLER	Susannah	Vic	F		1	1330	8	166.25															1330	8
28	BUXTON	Dena	Vic	F		2	3383	16	211.44			1697	8	1686	8										
29	CALDER	Simon	Vic	M		7	8930	51	175.10	1314	8	1487	8	1415	8	1239	8					1517	8		
30	CALVERLEY	Steve	Vic	M		12	17819	110	161.99	1211	8	1399	8	1282	8	1138	8			1268	8	1157	8	1358	8
31	CAMPBELL	Paul	Vic	M		11	19476	105	185.49	1439	8			1352	8	1470	8			1436	8	1459	8	1649	8
32	CANTY	Debbie	Vic	F		0	0	0	0.00																
33	CARROLL	John	Vic	M		8	11042	64	172.53					1346	8	1285	8			1391	8	1413	8	1375	8
34	CARROLL	Mick	Vic	M		6	7457	48	155.35	1348	8			1298	8	1121	8			1175	8			1276	8
35	<b>CHAMP</b>	<b>Dean</b>	<b>Vic</b>	<b>M</b>		<b>8</b>	<b>14661</b>	<b>72</b>	<b>203.63</b>	1476	8	1759	8	1520	8	1754	8	<b>3261</b>	<b>16</b>	1702	8	1674	8		
36	CLARK	Christine	Vic	F		3	4426	24	184.42	1452	8					1537	8								
37	<b>COLEMAN</b>	<b>Brian</b>	<b>Vic</b>	<b>M</b>		<b>13</b>	<b>23090</b>	<b>133</b>	<b>173.61</b>	1350	8	1402	8	1113	8	1215	8	<b>2904</b>	<b>16</b>	1432	8	1366	8	1404	8
38	<b>COMMANE</b>	<b>Bridget</b>	<b>Vic</b>	<b>F</b>		<b>13</b>	<b>17925</b>	<b>131</b>	<b>136.83</b>	1042	8	1336	8	1012	8	1080	8	<b>2414</b>	<b>16</b>	1090	8	1089	8	1049	8
39	<b>COMMANE</b>	<b>Craig</b>	<b>Vic</b>	<b>M</b>		<b>10</b>	<b>17119</b>	<b>100</b>	<b>171.19</b>	1381	8	686	4			1251	8	<b>2769</b>	<b>16</b>			1245	8	1538	8
40	COMPORT	Greg	Vic	M		5	6997	40	174.93	1318	8									1362	8				
41	COOMBER	Ken	Vic	M		5	6690	40	167.25	1273	8	1492	8							1254	8			1294	8
42	COOPER	David	Vic	M		7	11693	56	208.80	1639	8					1715	8			1539	8	1735	8		
43	COSTABILE	Gino	Vic	M		5	6892	40	172.30											1334	8	1304	8	1462	8
44	COX	Gavin	Vic	M		9	13192	72	183.22	1479	8			1394	8	1226	8			1486	8	1590	8	1466	8
45	CROCKER	Mathew	Vic	M		9	14505	80	181.31	1296	8	1452	8					<b>2813</b>	<b>16</b>	1461	8	1480	8	1578	8
46	CUBITT	Bernie	Vic	F		0	0	0	0.00																
47	DAVIS	Bob	Vic	M		8	10602	64	165.66	1269	8	1322	8	1282	8					1365	8	1329	8	1395	8









**STATE**

Vic

Vic

Vic

Vic

Vic

Vic

Vic

Vic

Vic

Vic

Vic

Vic

Vic

Vic

Vic

Vic

Vic

Vic

Vic

Vic

Vic

Vic

Vic

Vic

Vic

Vic

Vic

Vic

Vic

Vic

Vic



**STATE**

Vic

Vic

Vic

Vic

Vic

Vic

Vic

Vic

Vic

Vic

Vic

Vic

Vic

Vic

Vic

Vic

Vic

Vic

Vic

Vic

Vic


Vic

Vic

Vic

Vic

Vic



**STATE**

Vic

Vic

Vic

Vic

Vic

Vic

Vic

Vic

Vic

Vic

Vic

Vic

Vic

Vic

Vic

Vic

Vic

Vic

Vic

Vic

Vic

Vic

Vic

Vic

Vic

Vic

Vic

Vic

Vic

Vic

Vic

Vic

Vic

Vic

Vic

Vic

Vic

Vic

Vic

Vic

<b>STATE</b>
Vic
Vic
Vic
Vic
Vic
Vic